

JUMBO CHEESE PIZZA BAGEL (#52106)


SCHOOL COOKING INSTRUCTIONS

Serving Size: 1 piece (4.95 oz) | Crediting: 2 m/ma, 2 oz eq grain, 1/8 cup veg




STEP 1

Preheat convection oven to 350°F (conventional oven to 375°F).



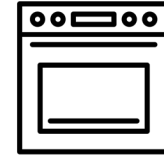
STEP 2

Place **frozen** jumbo pizza bagel on parchment lined sheet pan.



STEP 3

Allow pizza bagel to thaw for 10-15 minutes before cooking for best results.



STEP 4

Place in oven and cook for 12-15 minutes.



STEP 5

Remove product from oven.



STEP 6

Allow product to cool.



STEP 7

Once cooled, place product in refrigerator (should be done within 90 minutes of cooking).

NOTES:

1. Do not thaw or prepare from thawed.
2. Cook the product a day before you will be distributing to parents / students.
3. Product must be consumed within 4 days of production at school, unless placed in freezer immediately after receiving. Please indicate cooked date to your recipients.
4. Cooking equipment, equipment settings, and kitchen conditions will vary so cooking time may need adjusting. Cook all food thoroughly to 165°F.
5. All products MUST be refrigerated after cooked.