

# PIZZABOLI (#53201)


## SCHOOL COOKING INSTRUCTIONS

Serving Size: 1 piece (5.00 oz) | Crediting: 2 m/ma, 2 oz eq grain




### STEP 1

Preheat convection oven to 325°F (conventional oven to 350°F).



### STEP 2

Place **frozen** PizzaBoli on a parchment lined sheet pan.




### STEP 3

Place in oven and cook for 17-20 minutes.



### STEP 4

Remove product from oven.



### STEP 5

Allow product to cool.



### STEP 6

Once cooled, place product in refrigerator (should be done within 90 minutes of cooking).

## NOTES:

1. Do not thaw or prepare from thawed.
2. Cook the product a day before you will be distributing to parents / students.
3. Product must be consumed within 4 days of production at school, unless placed in freezer immediately after receiving. Please indicate cooked date to your recipients.
4. Cooking equipment, equipment settings, and kitchen conditions will vary so cooking time may need adjusting. Cook all food thoroughly to 165°F.
5. All products MUST be refrigerated after cooked.