




COOKED ON \_\_\_\_\_

# CHEESE LASAGNA ROLLUPS

## HOME REHEATING INSTRUCTIONS

PRODUCT MUST BE CONSUMED WITHIN 4 DAYS OF PRODUCTION AT SCHOOL, UNLESS YOU PLACE IN FREEZER IMMEDIATELY AFTER RECEIVING.



### OVEN

1. Preheat conventional oven to 350°F.
2. Place closed ovenable container on tray and place in oven.
3. Reheat for 10-15 minutes.
4. Remove from oven. Let sit for 1-2 minutes as product will be hot.
5. Enjoy



### MICROWAVE

1. Place closed microwavable container in microwave.
2. Reheat for 1 minute and 15 seconds on high.
3. Remove from microwave and let sit for 30 seconds as product will be hot.
4. Enjoy



### NOTES

1. Product must be refrigerated within 90 minutes of receiving it.
2. Product must be consumed within 4 days of production at school, unless you place in freezer immediately after receiving.
3. If you choose to freeze the product, product can be frozen for up to 30 days. Please contact your school for reheating instructions from frozen.

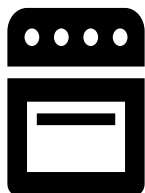


COOKED ON \_\_\_\_\_

# CHEESE LASAGNA ROLLUPS

## HOME REHEATING INSTRUCTIONS

PRODUCT MUST BE CONSUMED WITHIN 4 DAYS OF PRODUCTION AT SCHOOL, UNLESS YOU PLACE IN FREEZER IMMEDIATELY AFTER RECEIVING.



### OVEN

1. Preheat conventional oven to 350°F.
2. Place closed ovenable container on tray and place in oven.
3. Reheat for 10-15 minutes.
4. Remove from oven. Let sit for 1-2 minutes as product will be hot.
5. Enjoy



### MICROWAVE

1. Place closed microwavable container in microwave.
2. Reheat for 1 minute and 15 seconds on high.
3. Remove from microwave and let sit for 30 seconds as product will be hot.
4. Enjoy



### NOTES


1. Product must be refrigerated within 90 minutes of receiving it.
2. Product must be consumed within 4 days of production at school, unless you place in freezer immediately after receiving.
3. If you choose to freeze the product, product can be frozen for up to 30 days. Please contact your school for reheating instructions from frozen.



COOKED ON \_\_\_\_\_

# CHEESE STUFFED SHELLS HOME REHEATING INSTRUCTIONS

PRODUCT MUST BE CONSUMED WITHIN 4 DAYS OF PRODUCTION AT SCHOOL, UNLESS YOU PLACE IN FREEZER IMMEDIATELY AFTER RECEIVING.



## OVEN

1. Preheat conventional oven to 350°F.
2. Place closed ovenable container on tray and place in oven.
3. Reheat for 8-11 minutes.
4. Remove from oven. Let sit for 1-2 minutes as product will be hot.
5. Enjoy



## MICROWAVE

1. Place closed microwavable container in microwave.
2. Reheat for 1 minute on high.
3. Remove from microwave and let sit for 30 seconds as product will be hot.
4. Enjoy



## NOTES


1. Product must be refrigerated within 90 minutes of receiving it.
2. Product must be consumed within 4 days of production at school, unless you place in freezer immediately after receiving.
3. If you choose to freeze the product, product can be frozen for up to 30 days. Please contact your school for reheating instructions from frozen.



COOKED ON \_\_\_\_\_

# CHEESE STUFFED SHELLS HOME REHEATING INSTRUCTIONS

PRODUCT MUST BE CONSUMED WITHIN 4 DAYS OF PRODUCTION AT SCHOOL, UNLESS YOU PLACE IN FREEZER IMMEDIATELY AFTER RECEIVING.



## OVEN

1. Preheat conventional oven to 350°F.
2. Place closed ovenable container on tray and place in oven.
3. Reheat for 8-11 minutes.
4. Remove from oven. Let sit for 1-2 minutes as product will be hot.
5. Enjoy



## MICROWAVE

1. Place closed microwavable container in microwave.
2. Reheat for 1 minute on high.
3. Remove from microwave and let sit for 30 seconds as product will be hot.
4. Enjoy



## NOTES

1. Product must be refrigerated within 90 minutes of receiving it.
2. Product must be consumed within 4 days of production at school, unless you place in freezer immediately after receiving.
3. If you choose to freeze the product, product can be frozen for up to 30 days. Please contact your school for reheating instructions from frozen.




COOKED ON \_\_\_\_\_

# JUMBO CHEESE RAVIOLI

## HOME REHEATING INSTRUCTIONS

PRODUCT MUST BE CONSUMED WITHIN 3 DAYS OF PRODUCTION AT SCHOOL, UNLESS YOU PLACE IN FREEZER IMMEDIATELY AFTER RECEIVING.



### OVEN

1. Preheat conventional oven to 350°F.
2. Place closed ovenable container on tray and place in oven.
3. Reheat for 5-8 minutes.
4. Remove from oven. Let sit for 1-2 minutes as product will be hot.
5. Enjoy



### MICROWAVE

1. Place closed microwavable container in microwave.
2. Reheat for 1 minute and 20 seconds on high.
3. Remove from microwave and let sit for 30 seconds as product will be hot.
4. Enjoy



### NOTES

1. Product must be refrigerated within 90 minutes of receiving it.
2. Product must be consumed within 3 days of production at school, unless you place in freezer immediately after receiving.
3. If you choose to freeze the product, product can be frozen for up to 30 days. Please contact your school for reheating instructions from frozen.




COOKED ON \_\_\_\_\_

# JUMBO CHEESE RAVIOLI

## HOME REHEATING INSTRUCTIONS

PRODUCT MUST BE CONSUMED WITHIN 3 DAYS OF PRODUCTION AT SCHOOL, UNLESS YOU PLACE IN FREEZER IMMEDIATELY AFTER RECEIVING.



### OVEN

1. Preheat conventional oven to 350°F.
2. Place closed ovenable container on tray and place in oven.
3. Reheat for 5-8 minutes.
4. Remove from oven. Let sit for 1-2 minutes as product will be hot.
5. Enjoy



### MICROWAVE

1. Place closed microwavable container in microwave.
2. Reheat for 1 minute and 20 seconds on high.
3. Remove from microwave and let sit for 30 seconds as product will be hot.
4. Enjoy



### NOTES

1. Product must be refrigerated within 90 minutes of receiving it.
2. Product must be consumed within 3 days of production at school, unless you place in freezer immediately after receiving.
3. If you choose to freeze the product, product can be frozen for up to 30 days. Please contact your school for reheating instructions from frozen.




COOKED ON \_\_\_\_\_

# LASAGNA ROLLUPS

## HOME REHEATING INSTRUCTIONS

PRODUCT MUST BE CONSUMED WITHIN 4 DAYS OF PRODUCTION AT SCHOOL, UNLESS YOU PLACE IN FREEZER IMMEDIATELY AFTER RECEIVING.



### OVEN

1. Preheat conventional oven to 350°F.
2. Place closed ovenable container on tray and place in oven.
3. Reheat for 8-11 minutes.
4. Remove from oven. Let sit for 1-2 minutes as product will be hot.
5. Enjoy



### MICROWAVE

1. Place closed microwavable container in microwave.
2. Reheat for 1 minute on high.
3. Remove from microwave and let sit for 30 seconds as product will be hot.
4. Enjoy



### NOTES

1. Product must be refrigerated within 90 minutes of receiving it.
2. Product must be consumed within 4 days of production at school, unless you place in freezer immediately after receiving.
3. If you choose to freeze the product, product can be frozen for up to 30 days. Please contact your school for reheating instructions from frozen.




COOKED ON \_\_\_\_\_

# LASAGNA ROLLUPS

## HOME REHEATING INSTRUCTIONS

PRODUCT MUST BE CONSUMED WITHIN 4 DAYS OF PRODUCTION AT SCHOOL, UNLESS YOU PLACE IN FREEZER IMMEDIATELY AFTER RECEIVING.



### OVEN

1. Preheat conventional oven to 350°F.
2. Place closed ovenable container on tray and place in oven.
3. Reheat for 8-11 minutes.
4. Remove from oven. Let sit for 1-2 minutes as product will be hot.
5. Enjoy



### MICROWAVE

1. Place closed microwavable container in microwave.
2. Reheat for 1 minute on high.
3. Remove from microwave and let sit for 30 seconds as product will be hot.
4. Enjoy



### NOTES

1. Product must be refrigerated within 90 minutes of receiving it.
2. Product must be consumed within 4 days of production at school, unless you place in freezer immediately after receiving.
3. If you choose to freeze the product, product can be frozen for up to 30 days. Please contact your school for reheating instructions from frozen.




COOKED ON \_\_\_\_\_

## TORTELLINI

# HOME REHEATING INSTRUCTIONS

PRODUCT MUST BE CONSUMED WITHIN 3 DAYS OF PRODUCTION AT SCHOOL, UNLESS YOU PLACE IN FREEZER IMMEDIATELY AFTER RECEIVING.



### OVEN

1. Preheat conventional oven to 350°F.
2. Place closed ovenable container on tray and place in oven.
3. Reheat for 5-8 minutes.
4. Remove from oven. Let sit for 1-2 minutes as product will be hot.
5. Enjoy



### MICROWAVE

1. Place closed microwavable container in microwave.
2. Reheat for 1 minute and 10 seconds on high.
3. Remove from microwave and let sit for 30 seconds as product will be hot.
4. Enjoy



### NOTES

1. Product must be refrigerated within 90 minutes of receiving it.
2. Product must be consumed within 3 days of production at school, unless you place in freezer immediately after receiving.
3. If you choose to freeze the product, product can be frozen for up to 30 days. Please contact your school for reheating instructions from frozen.




COOKED ON \_\_\_\_\_

## TORTELLINI

# HOME REHEATING INSTRUCTIONS

PRODUCT MUST BE CONSUMED WITHIN 3 DAYS OF PRODUCTION AT SCHOOL, UNLESS YOU PLACE IN FREEZER IMMEDIATELY AFTER RECEIVING.



### OVEN

1. Preheat conventional oven to 350°F.
2. Place closed ovenable container on tray and place in oven.
3. Reheat for 5-8 minutes.
4. Remove from oven. Let sit for 1-2 minutes as product will be hot.
5. Enjoy



### MICROWAVE

1. Place closed microwavable container in microwave.
2. Reheat for 1 minute and 10 seconds on high.
3. Remove from microwave and let sit for 30 seconds as product will be hot.
4. Enjoy



### NOTES


1. Product must be refrigerated within 90 minutes of receiving it.
2. Product must be consumed within 3 days of production at school, unless you place in freezer immediately after receiving.
3. If you choose to freeze the product, product can be frozen for up to 30 days. Please contact your school for reheating instructions from frozen.



COOKED ON \_\_\_\_\_

# MINI CHEESE RAVIOLI HOME REHEATING INSTRUCTIONS

PRODUCT MUST BE CONSUMED WITHIN 3 DAYS OF PRODUCTION AT SCHOOL, UNLESS YOU PLACE IN FREEZER IMMEDIATELY AFTER RECEIVING.



## OVEN

1. Preheat conventional oven to 350°F.
2. Place closed ovenable container on tray and place in oven.
3. Reheat for 5-8 minutes.
4. Remove from oven. Let sit for 1-2 minutes as product will be hot.
5. Enjoy



## MICROWAVE

1. Place closed microwavable container in microwave.
2. Reheat for 1 minute and 10 seconds on high.
3. Remove from microwave and let sit for 30 seconds as product will be hot.
4. Enjoy



## NOTES


1. Product must be refrigerated within 90 minutes of receiving it.
2. Product must be consumed within 3 days of production at school, unless you place in freezer immediately after receiving.
3. If you choose to freeze the product, product can be frozen for up to 30 days. Please contact your school for reheating instructions from frozen.



COOKED ON \_\_\_\_\_

# MINI CHEESE RAVIOLI HOME REHEATING INSTRUCTIONS

PRODUCT MUST BE CONSUMED WITHIN 3 DAYS OF PRODUCTION AT SCHOOL, UNLESS YOU PLACE IN FREEZER IMMEDIATELY AFTER RECEIVING.



## OVEN

1. Preheat conventional oven to 350°F.
2. Place closed ovenable container on tray and place in oven.
3. Reheat for 5-8 minutes.
4. Remove from oven. Let sit for 1-2 minutes as product will be hot.
5. Enjoy



## MICROWAVE

1. Place closed microwavable container in microwave.
2. Reheat for 1 minute and 10 seconds on high.
3. Remove from microwave and let sit for 30 seconds as product will be hot.
4. Enjoy



## NOTES


1. Product must be refrigerated within 90 minutes of receiving it.
2. Product must be consumed within 3 days of production at school, unless you place in freezer immediately after receiving.
3. If you choose to freeze the product, product can be frozen for up to 30 days. Please contact your school for reheating instructions from frozen.



**COOKED ON \_\_\_\_\_**

# PANCAKE, SAUSAGE, POTATOES & CHEESE STACKER HOME REHEATING INSTRUCTIONS

**PRODUCT MUST BE CONSUMED WITHIN 4 DAYS OF PRODUCTION AT SCHOOL, UNLESS YOU PLACE IN FREEZER IMMEDIATELY AFTER RECEIVING.**



## OVEN

1. Preheat conventional oven to 350°F.
2. Place closed ovenable container on tray and place in oven.
3. Reheat for 3-5 minutes.
4. Remove from oven. Let sit for 1-2 minutes as product will be hot.
5. Enjoy



## MICROWAVE

1. Place closed microwave container in the microwave.
2. Reheat for 1 minute on high.
3. Remove from microwave and let sit for 30 seconds as product will be hot.
4. Enjoy



## NOTES


1. Product must be refrigerated within 90 minutes of receiving it.
2. Product must be consumed within 4 days of production at school, unless you place in freezer immediately after receiving.
3. If you choose to freeze the product, product can be frozen for up to 30 days. Please contact your school for reheating instructions from frozen.

**COOKED ON \_\_\_\_\_**



# PANCAKE, SAUSAGE, POTATOES & CHEESE STACKER HOME REHEATING INSTRUCTIONS

**PRODUCT MUST BE CONSUMED WITHIN 4 DAYS OF PRODUCTION AT SCHOOL, UNLESS YOU PLACE IN FREEZER IMMEDIATELY AFTER RECEIVING.**



## OVEN

1. Preheat conventional oven to 350°F.
2. Place closed ovenable container on tray and place in oven.
3. Reheat for 3-5 minutes.
4. Remove from oven. Let sit for 1-2 minutes as product will be hot.
5. Enjoy



## MICROWAVE

1. Place closed microwave container in the microwave.
2. Reheat for 1 minute on high.
3. Remove from microwave and let sit for 30 seconds as product will be hot.
4. Enjoy



## NOTES

1. Product must be refrigerated within 90 minutes of receiving it.
2. Product must be consumed within 4 days of production at school, unless you place in freezer immediately after receiving.
3. If you choose to freeze the product, product can be frozen for up to 30 days. Please contact your school for reheating instructions from frozen.






**COOKED ON** \_\_\_\_\_

## BREAKFAST SAMPLER: FRENCH TOAST, PANCAKES, SAUSAGE & POTATOES HOME REHEATING INSTRUCTIONS

**PRODUCT MUST BE CONSUMED WITHIN 4 DAYS  
OF PRODUCTION AT SCHOOL, UNLESS YOU PLACE  
IN FREEZER IMMEDIATELY AFTER RECEIVING.**



### OVEN

1. Preheat conventional oven to 350°F.
2. Place closed ovenable container on tray and place in oven.
3. Reheat for 3-5 minutes.
4. Remove from oven. Let sit for 1-2 minutes as product will be hot.
5. Enjoy



### MICROWAVE

1. Place closed microwave container in the microwave.
2. Reheat for 50 seconds on high.
3. Remove from microwave and let sit for 30 seconds as product will be hot.
4. Enjoy



### NOTES


1. Product must be refrigerated within 90 minutes of receiving it.
2. Product must be consumed within 4 days of production at school, unless you place in freezer immediately after receiving.
3. If you choose to freeze the product, product can be frozen for up to 30 days. Please contact your school for reheating instructions from frozen.



**COOKED ON** \_\_\_\_\_

## BREAKFAST SAMPLER: FRENCH TOAST, PANCAKES, SAUSAGE & POTATOES HOME REHEATING INSTRUCTIONS

**PRODUCT MUST BE CONSUMED WITHIN 4 DAYS  
OF PRODUCTION AT SCHOOL, UNLESS YOU PLACE  
IN FREEZER IMMEDIATELY AFTER RECEIVING.**



### OVEN

1. Preheat conventional oven to 350°F.
2. Place closed ovenable container on tray and place in oven.
3. Reheat for 3-5 minutes.
4. Remove from oven. Let sit for 1-2 minutes as product will be hot.
5. Enjoy



### MICROWAVE

1. Place closed microwave container in the microwave.
2. Reheat for 50 seconds on high.
3. Remove from microwave and let sit for 30 seconds as product will be hot.
4. Enjoy



### NOTES

1. Product must be refrigerated within 90 minutes of receiving it.
2. Product must be consumed within 4 days of production at school, unless you place in freezer immediately after receiving.
3. If you choose to freeze the product, product can be frozen for up to 30 days. Please contact your school for reheating instructions from frozen.






COOKED ON \_\_\_\_\_

# ORANGE CHICKEN RICE MEAL

## HOME REHEATING INSTRUCTIONS

PRODUCT MUST BE CONSUMED WITHIN 4 DAYS OF PRODUCTION AT SCHOOL, UNLESS YOU PLACE IN FREEZER IMMEDIATELY AFTER RECEIVING.



### OVEN

1. Preheat conventional oven to 350°F.
2. Place closed ovenable container on tray and place in oven.
3. Reheat for 3-5 minutes.
4. Remove from oven. Let sit for 1-2 minutes as product will be hot.
5. Enjoy



### MICROWAVE

1. Place closed microwave container in the microwave.
2. Reheat for 30 seconds on high.
3. Remove from microwave and let sit for 20 seconds as product will be hot.
4. Enjoy



### NOTES

1. Product must be refrigerated within 90 minutes of receiving it.
2. Product must be consumed within 4 days of production at school, unless you place in freezer immediately after receiving.
3. If you choose to freeze the product, product can be frozen for up to 30 days. Please contact your school for reheating instructions from frozen.




COOKED ON \_\_\_\_\_

# ORANGE CHICKEN RICE MEAL

## HOME REHEATING INSTRUCTIONS

PRODUCT MUST BE CONSUMED WITHIN 4 DAYS OF PRODUCTION AT SCHOOL, UNLESS YOU PLACE IN FREEZER IMMEDIATELY AFTER RECEIVING.



### OVEN

1. Preheat conventional oven to 350°F.
2. Place closed ovenable container on tray and place in oven.
3. Reheat for 3-5 minutes.
4. Remove from oven. Let sit for 1-2 minutes as product will be hot.
5. Enjoy



### MICROWAVE

1. Place closed microwave container in the microwave.
2. Reheat for 30 seconds on high.
3. Remove from microwave and let sit for 20 seconds as product will be hot.
4. Enjoy



### NOTES

1. Product must be refrigerated within 90 minutes of receiving it.
2. Product must be consumed within 4 days of production at school, unless you place in freezer immediately after receiving.
3. If you choose to freeze the product, product can be frozen for up to 30 days. Please contact your school for reheating instructions from frozen.




COOKED ON \_\_\_\_\_

# PEACH COBBLER BISCUIT

## HOME REHEATING INSTRUCTIONS

PRODUCT MUST BE CONSUMED WITHIN 4 DAYS OF PRODUCTION AT SCHOOL, UNLESS YOU PLACE IN FREEZER IMMEDIATELY AFTER RECEIVING.



### OVEN

1. Preheat conventional oven to 350°F.
2. Place closed ovenable container on tray and place in oven. **Do not remove wrapper (wrapper is oven safe).**
3. Reheat for 8-10 minutes.
4. Remove from oven. Let sit for 1-2 minutes as product will be hot.
5. Enjoy



### MICROWAVE

1. Place closed microwave container in the microwave. **Do not remove wrapper (wrapper is microwave safe).**
2. Reheat for 1 minute and 35 seconds on high.
3. Remove from microwave and let sit for 30 seconds as product will be hot.
4. Enjoy



### NOTES

1. Product must be refrigerated within 90 minutes of receiving it.
2. Product must be consumed within 4 days of production at school, unless you place in freezer immediately after receiving.
3. If you choose to freeze the product, product can be frozen for up to 30 days. Please contact your school for reheating instructions from frozen.

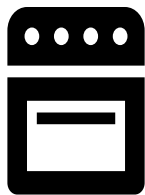


COOKED ON \_\_\_\_\_

# PEACH COBBLER BISCUIT

## HOME REHEATING INSTRUCTIONS

PRODUCT MUST BE CONSUMED WITHIN 4 DAYS OF PRODUCTION AT SCHOOL, UNLESS YOU PLACE IN FREEZER IMMEDIATELY AFTER RECEIVING.



### OVEN

1. Preheat conventional oven to 350°F.
2. Place closed ovenable container on tray and place in oven. **Do not remove wrapper (wrapper is oven safe).**
3. Reheat for 8-10 minutes.
4. Remove from oven. Let sit for 1-2 minutes as product will be hot.
5. Enjoy



### MICROWAVE

1. Place closed microwave container in the microwave. **Do not remove wrapper (wrapper is microwave safe).**
2. Reheat for 1 minute and 35 seconds on high.
3. Remove from microwave and let sit for 30 seconds as product will be hot.
4. Enjoy



### NOTES

1. Product must be refrigerated within 90 minutes of receiving it.
2. Product must be consumed within 4 days of production at school, unless you place in freezer immediately after receiving.
3. If you choose to freeze the product, product can be frozen for up to 30 days. Please contact your school for reheating instructions from frozen.




COOKED ON \_\_\_\_\_

# MINI CHICKEN TACOS

## HOME REHEATING INSTRUCTIONS

PRODUCT MUST BE CONSUMED WITHIN 3 DAYS OF PRODUCTION AT SCHOOL, UNLESS YOU PLACE IN FREEZER IMMEDIATELY AFTER RECEIVING.



### OVEN

1. Preheat conventional oven to 350°F.
2. Place closed ovenable container on tray and place in oven.
3. Reheat for 5-7 minutes.
4. Remove from oven. Let sit for 1-2 minutes as product will be hot.
5. Enjoy



### MICROWAVE

1. Place closed microwave container in the microwave.
2. Reheat for 35 seconds on high.
3. Remove from microwave and let sit for 30 seconds as product will be hot.
4. Enjoy



### NOTES

1. Product must be refrigerated within 90 minutes of receiving it.
2. Product must be consumed within 3 days of production at school, unless you place in freezer immediately after receiving.
3. If you choose to freeze the product, product can be frozen for up to 30 days. Please contact your school for reheating instructions from frozen.




COOKED ON \_\_\_\_\_

# MINI CHICKEN TACOS

## HOME REHEATING INSTRUCTIONS

PRODUCT MUST BE CONSUMED WITHIN 3 DAYS OF PRODUCTION AT SCHOOL, UNLESS YOU PLACE IN FREEZER IMMEDIATELY AFTER RECEIVING.



### OVEN

1. Preheat conventional oven to 350°F.
2. Place closed ovenable container on tray and place in oven.
3. Reheat for 5-7 minutes.
4. Remove from oven. Let sit for 1-2 minutes as product will be hot.
5. Enjoy



### MICROWAVE

1. Place closed microwave container in the microwave.
2. Reheat for 35 seconds on high.
3. Remove from microwave and let sit for 30 seconds as product will be hot.
4. Enjoy



### NOTES

1. Product must be refrigerated within 90 minutes of receiving it.
2. Product must be consumed within 3 days of production at school, unless you place in freezer immediately after receiving.
3. If you choose to freeze the product, product can be frozen for up to 30 days. Please contact your school for reheating instructions from frozen.




COOKED ON \_\_\_\_\_

# MOZZARELLA STICKS

## HOME REHEATING INSTRUCTIONS

PRODUCT MUST BE CONSUMED WITHIN 4 DAYS OF PRODUCTION AT SCHOOL, UNLESS YOU PLACE IN FREEZER IMMEDIATELY AFTER RECEIVING.



### OVEN

1. Preheat conventional oven to 350°F.
2. Place closed ovenable container on tray and place in oven.
3. Reheat for 3-5 minutes.
4. Remove from oven. Let sit for 1-2 minutes as product will be hot.
5. Enjoy



### MICROWAVE

1. Place closed microwave container in the microwave.
2. Reheat for 45 seconds on high.
3. Remove from microwave and let sit for 30 seconds as product will be hot.
4. Enjoy



### NOTES

1. Product must be refrigerated within 90 minutes of receiving it.
2. Product must be consumed within 4 days of production at school, unless you place in freezer immediately after receiving.
3. If you choose to freeze the product, product can be frozen for up to 30 days. Please contact your school for reheating instructions from frozen.




COOKED ON \_\_\_\_\_

# MOZZARELLA STICKS

## HOME REHEATING INSTRUCTIONS

PRODUCT MUST BE CONSUMED WITHIN 4 DAYS OF PRODUCTION AT SCHOOL, UNLESS YOU PLACE IN FREEZER IMMEDIATELY AFTER RECEIVING.



### OVEN

1. Preheat conventional oven to 350°F.
2. Place closed ovenable container on tray and place in oven.
3. Reheat for 3-5 minutes.
4. Remove from oven. Let sit for 1-2 minutes as product will be hot.
5. Enjoy



### MICROWAVE

1. Place closed microwave container in the microwave.
2. Reheat for 45 seconds on high.
3. Remove from microwave and let sit for 30 seconds as product will be hot.
4. Enjoy



### NOTES

1. Product must be refrigerated within 90 minutes of receiving it.
2. Product must be consumed within 4 days of production at school, unless you place in freezer immediately after receiving.
3. If you choose to freeze the product, product can be frozen for up to 30 days. Please contact your school for reheating instructions from frozen.




COOKED ON \_\_\_\_\_

# BREADED MINI CHEESE RAVIOLI

## HOME REHEATING INSTRUCTIONS

PRODUCT MUST BE CONSUMED WITHIN 4 DAYS OF PRODUCTION AT SCHOOL, UNLESS YOU PLACE IN FREEZER IMMEDIATELY AFTER RECEIVING.



### OVEN

1. Preheat conventional oven to 350°F.
2. Place closed ovenable container on tray and place in oven.
3. Reheat for 3-5 minutes.
4. Remove from oven. Let sit for 1-2 minutes as product will be hot.
5. Enjoy



### MICROWAVE

1. Place closed microwave container in the microwave.
2. Reheat for 45 seconds on high.
3. Remove from microwave and let sit for 30 seconds as product will be hot.
4. Enjoy



### NOTES

1. Product must be refrigerated within 90 minutes of receiving it.
2. Product must be consumed within 4 days of production at school, unless you place in freezer immediately after receiving.
3. If you choose to freeze the product, product can be frozen for up to 30 days. Please contact your school for reheating instructions from frozen.




COOKED ON \_\_\_\_\_

# BREADED MINI CHEESE RAVIOLI

## HOME REHEATING INSTRUCTIONS

PRODUCT MUST BE CONSUMED WITHIN 4 DAYS OF PRODUCTION AT SCHOOL, UNLESS YOU PLACE IN FREEZER IMMEDIATELY AFTER RECEIVING.



### OVEN

1. Preheat conventional oven to 350°F.
2. Place closed ovenable container on tray and place in oven.
3. Reheat for 3-5 minutes.
4. Remove from oven. Let sit for 1-2 minutes as product will be hot.
5. Enjoy



### MICROWAVE

1. Place closed microwave container in the microwave.
2. Reheat for 45 seconds on high.
3. Remove from microwave and let sit for 30 seconds as product will be hot.
4. Enjoy



### NOTES


1. Product must be refrigerated within 90 minutes of receiving it.
2. Product must be consumed within 4 days of production at school, unless you place in freezer immediately after receiving.
3. If you choose to freeze the product, product can be frozen for up to 30 days. Please contact your school for reheating instructions from frozen.



COOKED ON \_\_\_\_\_

# JUMBO CHEESE PIZZA BAGEL HOME REHEATING INSTRUCTIONS

PRODUCT MUST BE CONSUMED WITHIN 4 DAYS  
OF PRODUCTION AT SCHOOL, UNLESS YOU PLACE  
IN FREEZER IMMEDIATELY AFTER RECEIVING.



## OVEN

1. Preheat conventional oven to 350°F.
2. Place closed ovenable container on tray and place in oven.
3. Reheat for 3-minutes.
4. Remove from oven. Let sit for 1-2 minutes as product will be hot.
5. Enjoy



## MICROWAVE

1. Place closed microwave container in the microwave.
2. Reheat for 55 seconds on high.
3. Remove from microwave and let sit for 30 seconds as product will be hot.
4. Enjoy



## NOTES


1. Product must be refrigerated within 90 minutes of receiving it.
2. Product must be consumed within 4 days of production at school, unless you place in freezer immediately after receiving.
3. If you choose to freeze the product, product can be frozen for up to 30 days. Please contact your school for reheating instructions from frozen.



COOKED ON \_\_\_\_\_

# JUMBO CHEESE PIZZA BAGEL HOME REHEATING INSTRUCTIONS

PRODUCT MUST BE CONSUMED WITHIN 4 DAYS  
OF PRODUCTION AT SCHOOL, UNLESS YOU PLACE  
IN FREEZER IMMEDIATELY AFTER RECEIVING.



## OVEN

1. Preheat conventional oven to 350°F.
2. Place closed ovenable container on tray and place in oven.
3. Reheat for 3-minutes.
4. Remove from oven. Let sit for 1-2 minutes as product will be hot.
5. Enjoy



## MICROWAVE

1. Place closed microwave container in the microwave.
2. Reheat for 55 seconds on high.
3. Remove from microwave and let sit for 30 seconds as product will be hot.
4. Enjoy



## NOTES

1. Product must be refrigerated within 90 minutes of receiving it.
2. Product must be consumed within 4 days of production at school, unless you place in freezer immediately after receiving.
3. If you choose to freeze the product, product can be frozen for up to 30 days. Please contact your school for reheating instructions from frozen.




COOKED ON \_\_\_\_\_

# MINI CHEESE PIZZA BAGELS

## HOME REHEATING INSTRUCTIONS

PRODUCT MUST BE CONSUMED WITHIN 4 DAYS OF PRODUCTION AT SCHOOL, UNLESS YOU PLACE IN FREEZER IMMEDIATELY AFTER RECEIVING.



### OVEN

1. Preheat conventional oven to 350°F.
2. Place closed ovenable container on tray and place in oven.
3. Reheat for 3-5 minutes.
4. Remove from oven. Let sit for 1-2 minutes as product will be hot.
5. Enjoy



### MICROWAVE

1. Place closed microwave container in the microwave.
2. Reheat for 40 seconds on high.
3. Remove from microwave and let sit for 30 seconds as product will be hot.
4. Enjoy



### NOTES

1. Product must be refrigerated within 90 minutes of receiving it.
2. Product must be consumed within 4 days of production at school, unless you place in freezer immediately after receiving.
3. If you choose to freeze the product, product can be frozen for up to 30 days. Please contact your school for reheating instructions from frozen.




COOKED ON \_\_\_\_\_

# MINI CHEESE PIZZA BAGELS

## HOME REHEATING INSTRUCTIONS

PRODUCT MUST BE CONSUMED WITHIN 4 DAYS OF PRODUCTION AT SCHOOL, UNLESS YOU PLACE IN FREEZER IMMEDIATELY AFTER RECEIVING.



### OVEN

1. Preheat conventional oven to 350°F.
2. Place closed ovenable container on tray and place in oven.
3. Reheat for 3-5 minutes.
4. Remove from oven. Let sit for 1-2 minutes as product will be hot.
5. Enjoy



### MICROWAVE

1. Place closed microwave container in the microwave.
2. Reheat for 40 seconds on high.
3. Remove from microwave and let sit for 30 seconds as product will be hot.
4. Enjoy



### NOTES

1. Product must be refrigerated within 90 minutes of receiving it.
2. Product must be consumed within 4 days of production at school, unless you place in freezer immediately after receiving.
3. If you choose to freeze the product, product can be frozen for up to 30 days. Please contact your school for reheating instructions from frozen.






COOKED ON \_\_\_\_\_

## PIZZABOLI

# HOME REHEATING INSTRUCTIONS

PRODUCT MUST BE CONSUMED WITHIN 4 DAYS OF PRODUCTION AT SCHOOL, UNLESS YOU PLACE IN FREEZER IMMEDIATELY AFTER RECEIVING.



### OVEN

1. Preheat conventional oven to 350°F.
2. Place closed ovenable container on tray and place in oven.
3. Reheat for 3-5 minutes.
4. Remove from oven. Let sit for 1-2 minutes as product will be hot.
5. Enjoy



### MICROWAVE

1. Place closed microwave container in the microwave.
2. Reheat for 45 seconds on high.
3. Remove from microwave and let sit for 30 seconds as product will be hot.
4. Enjoy



### NOTES

1. Product must be refrigerated within 90 minutes of receiving it.
2. Product must be consumed within 4 days of production at school, unless you place in freezer immediately after receiving.
3. If you choose to freeze the product, product can be frozen for up to 30 days. Please contact your school for reheating instructions from frozen.




COOKED ON \_\_\_\_\_

## PIZZABOLI

# HOME REHEATING INSTRUCTIONS

PRODUCT MUST BE CONSUMED WITHIN 4 DAYS OF PRODUCTION AT SCHOOL, UNLESS YOU PLACE IN FREEZER IMMEDIATELY AFTER RECEIVING.



### OVEN

1. Preheat conventional oven to 350°F.
2. Place closed ovenable container on tray and place in oven.
3. Reheat for 3-5 minutes.
4. Remove from oven. Let sit for 1-2 minutes as product will be hot.
5. Enjoy



### MICROWAVE

1. Place closed microwave container in the microwave.
2. Reheat for 45 seconds on high.
3. Remove from microwave and let sit for 30 seconds as product will be hot.
4. Enjoy



### NOTES


1. Product must be refrigerated within 90 minutes of receiving it.
2. Product must be consumed within 4 days of production at school, unless you place in freezer immediately after receiving.
3. If you choose to freeze the product, product can be frozen for up to 30 days. Please contact your school for reheating instructions from frozen.



COOKED ON \_\_\_\_\_

# PIZZABOLI, INDIVIDUALLY WRAPPED HOME REHEATING INSTRUCTIONS

PRODUCT MUST BE CONSUMED WITHIN 4 DAYS  
OF PRODUCTION AT SCHOOL, UNLESS YOU PLACE  
IN FREEZER IMMEDIATELY AFTER RECEIVING.



## OVEN

1. Preheat conventional oven to 350°F.
2. Place closed ovenable container on tray and place in oven. **Do not remove wrapper (wrapper is oven safe).**
3. Reheat for 5-8 minutes.
4. Remove from oven. Let sit for 1-2 minutes as product will be hot.
5. Enjoy



## MICROWAVE

1. Place closed microwave container in the microwave. **Do not remove wrapper (wrapper is microwave safe).**
2. Reheat for 50 seconds on high.
3. Remove from microwave and let sit for 30 seconds as product will be hot.
4. Enjoy



## NOTES


1. Product must be refrigerated within 90 minutes of receiving it.
2. Product must be consumed within 4 days of production at school, unless you place in freezer immediately after receiving.
3. If you choose to freeze the product, product can be frozen for up to 30 days. Please contact your school for reheating instructions from frozen.



COOKED ON \_\_\_\_\_

# PIZZABOLI, INDIVIDUALLY WRAPPED HOME REHEATING INSTRUCTIONS

PRODUCT MUST BE CONSUMED WITHIN 4 DAYS  
OF PRODUCTION AT SCHOOL, UNLESS YOU PLACE  
IN FREEZER IMMEDIATELY AFTER RECEIVING.



## OVEN

1. Preheat conventional oven to 350°F.
2. Place closed ovenable container on tray and place in oven. **Do not remove wrapper (wrapper is oven safe).**
3. Reheat for 5-8 minutes.
4. Remove from oven. Let sit for 1-2 minutes as product will be hot.
5. Enjoy



## MICROWAVE

1. Place closed microwave container in the microwave. **Do not remove wrapper (wrapper is microwave safe).**
2. Reheat for 50 seconds on high.
3. Remove from microwave and let sit for 30 seconds as product will be hot.
4. Enjoy



## NOTES


1. Product must be refrigerated within 90 minutes of receiving it.
2. Product must be consumed within 4 days of production at school, unless you place in freezer immediately after receiving.
3. If you choose to freeze the product, product can be frozen for up to 30 days. Please contact your school for reheating instructions from frozen.



**COOKED ON** \_\_\_\_\_

# EGG, CHEESE & TURKEY BACON BREAKFAST TOAST HOME REHEATING INSTRUCTIONS

**PRODUCT MUST BE CONSUMED WITHIN 4 DAYS  
OF PRODUCTION AT SCHOOL, UNLESS YOU PLACE  
IN FREEZER IMMEDIATELY AFTER RECEIVING.**



## OVEN

1. Preheat conventional oven to 350°F.
2. Place closed ovenable container on tray and place in oven. **Do not remove wrapper (wrapper is oven safe).**
3. Reheat for 5 minutes.
4. Remove from oven. Let sit for 1 minute as product will be hot.
5. Enjoy



## MICROWAVE

1. Place closed microwave container in the microwave. **Do not remove wrapper (wrapper is microwave safe).**
2. Reheat for 45 seconds on high.
3. Remove from microwave and let sit for 30 seconds as product will be hot.
4. Enjoy



## NOTES


1. Product must be refrigerated within 90 minutes of receiving it.
2. Product must be consumed within 4 days of production at school, unless you place in freezer immediately after receiving.
3. If you choose to freeze the product, product can be frozen for up to 30 days. Please contact your school for reheating instructions from frozen.



**COOKED ON** \_\_\_\_\_

# EGG, CHEESE & TURKEY BACON BREAKFAST TOAST HOME REHEATING INSTRUCTIONS

**PRODUCT MUST BE CONSUMED WITHIN 4 DAYS  
OF PRODUCTION AT SCHOOL, UNLESS YOU PLACE  
IN FREEZER IMMEDIATELY AFTER RECEIVING.**



## OVEN

1. Preheat conventional oven to 350°F.
2. Place closed ovenable container on tray and place in oven. **Do not remove wrapper (wrapper is oven safe).**
3. Reheat for 5 minutes.
4. Remove from oven. Let sit for 1 minute as product will be hot.
5. Enjoy



## MICROWAVE

1. Place closed microwave container in the microwave. **Do not remove wrapper (wrapper is microwave safe).**
2. Reheat for 45 seconds on high.
3. Remove from microwave and let sit for 30 seconds as product will be hot.
4. Enjoy



## NOTES


1. Product must be refrigerated within 90 minutes of receiving it.
2. Product must be consumed within 4 days of production at school, unless you place in freezer immediately after receiving.
3. If you choose to freeze the product, product can be frozen for up to 30 days. Please contact your school for reheating instructions from frozen.



**COOKED ON** \_\_\_\_\_

# MOZZARELLA FILLED TWISTED TOPPED BREADSTICKS HOME REHEATING INSTRUCTIONS

**PRODUCT MUST BE CONSUMED WITHIN 4 DAYS  
OF PRODUCTION AT SCHOOL, UNLESS YOU PLACE  
IN FREEZER IMMEDIATELY AFTER RECEIVING.**



## OVEN

1. Preheat conventional oven to 350°F.
2. Place closed ovenable container on tray and place in oven.
3. Reheat for 3-5minutes.
4. Remove from oven. Let sit for 1 minute as product will be hot.
5. Enjoy



## MICROWAVE

1. Place closed microwave container in the microwave.
2. Reheat for 30 seconds on high.
3. Remove from microwave and let sit for 30 seconds as product will be hot.
4. Enjoy



## NOTES


1. Product must be refrigerated within 90 minutes of receiving it.
2. Product must be consumed within 4 days of production at school, unless you place in freezer immediately after receiving.
3. If you choose to freeze the product, product can be frozen for up to 30 days. Please contact your school for reheating instructions from frozen.



**COOKED ON** \_\_\_\_\_

# MOZZARELLA FILLED TWISTED TOPPED BREADSTICKS HOME REHEATING INSTRUCTIONS

**PRODUCT MUST BE CONSUMED WITHIN 4 DAYS  
OF PRODUCTION AT SCHOOL, UNLESS YOU PLACE  
IN FREEZER IMMEDIATELY AFTER RECEIVING.**



## OVEN

1. Preheat conventional oven to 350°F.
2. Place closed ovenable container on tray and place in oven.
3. Reheat for 3-5minutes.
4. Remove from oven. Let sit for 1 minute as product will be hot.
5. Enjoy



## MICROWAVE

1. Place closed microwave container in the microwave.
2. Reheat for 30 seconds on high.
3. Remove from microwave and let sit for 30 seconds as product will be hot.
4. Enjoy



## NOTES


1. Product must be refrigerated within 90 minutes of receiving it.
2. Product must be consumed within 4 days of production at school, unless you place in freezer immediately after receiving.
3. If you choose to freeze the product, product can be frozen for up to 30 days. Please contact your school for reheating instructions from frozen.



**COOKED ON** \_\_\_\_\_

# MOZZARELLA FILLED TWISTED TOPPED BREADSTICK HOME REHEATING INSTRUCTIONS

**PRODUCT MUST BE CONSUMED WITHIN 4 DAYS  
OF PRODUCTION AT SCHOOL, UNLESS YOU PLACE  
IN FREEZER IMMEDIATELY AFTER RECEIVING.**



## OVEN

1. Preheat conventional oven to 350°F.
2. Place closed ovenable container on tray and place in oven.
3. Reheat for 5 minutes.
4. Remove from oven. Let sit for 1-2 minutes as product will be hot.
5. Enjoy



## MICROWAVE

1. Place closed microwave container in the microwave.
2. Reheat for 35 seconds on high.
3. Remove from microwave and let sit for 30 seconds as product will be hot.
4. Enjoy



## NOTES


1. Product must be refrigerated within 90 minutes of receiving it.
2. Product must be consumed within 4 days of production at school, unless you place in freezer immediately after receiving.
3. If you choose to freeze the product, product can be frozen for up to 30 days. Please contact your school for reheating instructions from frozen.



**COOKED ON** \_\_\_\_\_

# MOZZARELLA FILLED TWISTED TOPPED BREADSTICK HOME REHEATING INSTRUCTIONS

**PRODUCT MUST BE CONSUMED WITHIN 4 DAYS  
OF PRODUCTION AT SCHOOL, UNLESS YOU PLACE  
IN FREEZER IMMEDIATELY AFTER RECEIVING.**



## OVEN

1. Preheat conventional oven to 350°F.
2. Place closed ovenable container on tray and place in oven.
3. Reheat for 5 minutes.
4. Remove from oven. Let sit for 1-2 minutes as product will be hot.
5. Enjoy



## MICROWAVE

1. Place closed microwave container in the microwave.
2. Reheat for 35 seconds on high.
3. Remove from microwave and let sit for 30 seconds as product will be hot.
4. Enjoy



## NOTES


1. Product must be refrigerated within 90 minutes of receiving it.
2. Product must be consumed within 4 days of production at school, unless you place in freezer immediately after receiving.
3. If you choose to freeze the product, product can be frozen for up to 30 days. Please contact your school for reheating instructions from frozen.



COOKED ON \_\_\_\_\_

# TWISTED TOPPED BREADSTICK HOME REHEATING INSTRUCTIONS

PRODUCT MUST BE CONSUMED WITHIN 4 DAYS  
OF PRODUCTION AT SCHOOL, UNLESS YOU PLACE  
IN FREEZER IMMEDIATELY AFTER RECEIVING.



## OVEN

1. Preheat conventional oven to 350°F.
2. Place closed ovenable container on tray and place in oven.
3. Reheat for 3 minutes.
4. Remove from oven. Let sit for 1 minute as product will be hot.
5. Enjoy



## MICROWAVE

1. Place closed microwave container in the microwave.
2. Reheat for 20 seconds on high.
3. Remove from microwave and let sit for 10 seconds as product will be hot.
4. Enjoy



## NOTES


1. Product must be refrigerated within 90 minutes of receiving it.
2. Product must be consumed within 4 days of production at school, unless you place in freezer immediately after receiving.
3. If you choose to freeze the product, product can be frozen for up to 30 days. Please contact your school for reheating instructions from frozen.



COOKED ON \_\_\_\_\_

# TWISTED TOPPED BREADSTICK HOME REHEATING INSTRUCTIONS

PRODUCT MUST BE CONSUMED WITHIN 4 DAYS  
OF PRODUCTION AT SCHOOL, UNLESS YOU PLACE  
IN FREEZER IMMEDIATELY AFTER RECEIVING.



## OVEN

1. Preheat conventional oven to 350°F.
2. Place closed ovenable container on tray and place in oven.
3. Reheat for 3 minutes.
4. Remove from oven. Let sit for 1 minute as product will be hot.
5. Enjoy



## MICROWAVE

1. Place closed microwave container in the microwave.
2. Reheat for 20 seconds on high.
3. Remove from microwave and let sit for 10 seconds as product will be hot.
4. Enjoy



## NOTES

1. Product must be refrigerated within 90 minutes of receiving it.
2. Product must be consumed within 4 days of production at school, unless you place in freezer immediately after receiving.
3. If you choose to freeze the product, product can be frozen for up to 30 days. Please contact your school for reheating instructions from frozen.




COOKED ON \_\_\_\_\_

# GARLIC KNOT

## HOME REHEATING INSTRUCTIONS

PRODUCT MUST BE CONSUMED WITHIN 4 DAYS OF PRODUCTION AT SCHOOL, UNLESS YOU PLACE IN FREEZER IMMEDIATELY AFTER RECEIVING.



### OVEN

1. Preheat conventional oven to 350°F.
2. Place closed ovenable container on tray and place in oven.
3. Reheat for 3 minutes.
4. Remove from oven. Let sit for 1 minute as product will be hot.
5. Enjoy



### MICROWAVE

1. Place closed microwave container in the microwave.
2. Reheat for 1 minute and 30 seconds on high.
3. Remove from microwave and let sit for 20 seconds as product will be hot.
4. Enjoy



### NOTES

1. Product must be refrigerated within 90 minutes of receiving it.
2. Product must be consumed within 4 days of production at school, unless you place in freezer immediately after receiving.
3. If you choose to freeze the product, product can be frozen for up to 30 days. Please contact your school for reheating instructions from frozen.




COOKED ON \_\_\_\_\_

# GARLIC KNOT

## HOME REHEATING INSTRUCTIONS

PRODUCT MUST BE CONSUMED WITHIN 4 DAYS OF PRODUCTION AT SCHOOL, UNLESS YOU PLACE IN FREEZER IMMEDIATELY AFTER RECEIVING.



### OVEN

1. Preheat conventional oven to 350°F.
2. Place closed ovenable container on tray and place in oven.
3. Reheat for 3 minutes.
4. Remove from oven. Let sit for 1 minute as product will be hot.
5. Enjoy



### MICROWAVE

1. Place closed microwave container in the microwave.
2. Reheat for 1 minute and 30 seconds on high.
3. Remove from microwave and let sit for 20 seconds as product will be hot.
4. Enjoy



### NOTES

1. Product must be refrigerated within 90 minutes of receiving it.
2. Product must be consumed within 4 days of production at school, unless you place in freezer immediately after receiving.
3. If you choose to freeze the product, product can be frozen for up to 30 days. Please contact your school for reheating instructions from frozen.